

GMC 4x4 K-JIMMY

1984



TRUCKS ARE WHAT WE'RE ALL ABOUT





Illuminated transfer case shift console

4-Wheeling in a Big Way. The full-size Jimmy for '84. What a beautiful way to get out in the world. Good looking. Remarkably comfortable. And roomy enough for five passengers—with available folding rear seat. Plus, 90 cu ft of load space with the rear seat folded down. To top it all off, Jimmy's always ready to grip the ground with sure-footed 4-wheel traction for off-road driving. Or to shift back to 2-WD for highway cruising. (Check the 4-WD details on Page 4.)

JIMMY DOES IT ALL . . . SUPERBLY

Around-town driving or back-country adventuring. Carrying people, moving cargo or towing trailers. Jimmy adapts to a wide range of transportation jobs, with a beautiful blend of performance and luxury. Take the sumptuous interiors, for example. There's a choice of

two treatments—standard Sierra or available Sierra Classic trim. Not to mention enough standard comfort and convenience items to rival some passenger cars.

STANDARD SIERRA TRIM

The beauty begins with foam-padded, high-back bucket seats in a new grained vinyl material designed for good looks and durability. Choose from Blue or new Saddle Tan. (As an alternate, you can select available custom leather-grained vinyl upholstery, in which case a centre stowage console and colour-keyed front floor carpeting are included.) Other features include padded instrument panel, door trim panels with integral armrests, and dual padded sun visors. Embossed black rubber mats cover the entire floor except with custom vinyl seat trim, as noted above.



Sierra trim with grained vinyl. Shown with available equipment.



2 Available rear seat in Sierra trim



Sierra Classic luxury trim with custom velour cloth upholstery. Shown with available equipment.



4-WD Jimmy is a tiger when in rough terrain.

Outside, the Sierra treatment features chromed bumpers, bright right and left mirrors, and bright hub caps. Diesel models are identified with a standup hood emblem and special nameplates on the fenders and tailgate. All body glass is tinted.

SIERRA CLASSIC LUXURY TRIM

Order the available Sierra Classic treatment and you can select custom leather-grained vinyl or custom velour cloth for the front bucket seats. Both come in Blue, new Saddle Tan, new Burgundy or Slate Gray. A convenient centre stowage console is included, along with colour-keyed front floor carpeting.

Other niceties include a deluxe instrument panel with gauge-type instrumentation, custom steering wheel, and new neutral-coloured cloth-

covered headliner. Doors have full trim panels, padded armrests, map pockets and assist straps. Rear compartment sidewalls are trimmed and carpet is added to the lower portions of doors and sidewalls.

Exterior decor features a deluxe front appearance with dual headlamps and bright-trimmed grille and headlamp bezels. Bright mouldings decorate the body sides and rear, windshield, wheel openings, side quarter windows, and front side marker and tail lamps.



From 2-WD to 4-WD . . . Non Stop. Jimmy's advanced 4-wheel-drive system features the convenience of automatic locking front hubs. They allow you to shift from 2-WD to 4-WD at speeds under 40 km/h. You never have to stop and leave the cab to lock or unlock the hubs.

A quick shift of the transfer case selector lever provides 4-wheel traction for driving in mud, snow and ice or on slippery, wet highways. An instrument panel light reminds you that you are in 4-WD. In 2-WD, Jimmy is freewheeling up front, which reduces wear and contributes to fuel economy.

BIG-MUSCLE PERFORMANCE

Choose a gasoline model or a diesel-powered Jimmy. Either way, you get the advantage of a big V8 engine with plenty of power and torque for off-road driving.

Plus, an efficient 4-speed manual or automatic over-drive transmission that adds to Jimmy's performance. Models with the 4-speed manual transmission have a new sealed clutch housing to prevent mud intrusion during off-road operation. For easy handling, power brakes and power steering are standard equipment. See Page 5 and back cover for engine/transmission availability.

TRUCK TOUGH 4-WHEELING

Rough-country driving calls for truck-tough construction. And Jimmy has it to spare. Consider these standard features:

New Anti-chip Coating on lower fender and body areas helps protect against paint damage from stones and debris (coating extends from rear of front fender wheel opening all the way back to the tailgate opening).


Double-Wall Construction of hood, cowl, front fenders, doors, rear side panels and tailgate.

Front Suspension includes leaf springs, stabilizer bar and double-acting shock absorbers.

Rugged, Carbon Steel Frame with drop-centre design provides low vehicle entry height with almost 7" ground clearance.

Rear Suspension features two-stage multileaf springs that grow progressively firmer as the load increases. Counter-angled shock absorbers help control brake and power hop.

Electrical System includes maintenance-free Delco Freedom II battery (two with diesel models) which never requires the addition of water. And, a new warning buzzer reminds you if you've left the key in the ignition switch.



ANTI-CORROSION MEASURES

- Special rust-resistant steels, such as Zincrometal, are used extensively in body construction
- Many chassis parts have anti-corrosion coatings
- Body from the cowl to the rear is treated with electrically charged Elpo Dip primer
- Special sealers and weatherstripping are used in critical areas
- Aluminum wax preservatives applied to vulnerable inner areas provide added protection
- New anti-chip coating sprayed on lower fender and body areas before finish coat is applied
- Tough acrylic enamel finish coat is sprayed on for a lustrous surface.

Jimmy's front suspension includes leaf springs and stabilizer bar.

4-WD K-Jimmy Sierra Classic diesel model. Shown with available equipment.

GASOLINE OR DIESEL POWER


Computer-matched Brake System features power-assisted front disc brakes and finned rear drum brakes matched to the gross vehicle weight rating. Semi-metallic front brake linings are now standard on all models for increased durability.

Parking Brake System features a new equalizer for improved function and revised cable routing for better corrosion resistance.

PROTECTION FOR YOUR INVESTMENT

1984 GMC 3-Year Perforation-From Corrosion Limited Warranty. Any body sheet metal panel that rusts-through due to corrosion is covered for 36 months regardless of distance travelled. See your GMC Truck dealer for details about limitations.

GM Continuous Protection Plan. An option that offers extended mechanical repair protection in addition to



GM's new vehicle limited warranty. Available in the U.S. and Canada for the 1984 model year. Ask your dealer for details.

GM Powertrain Coverage. See your dealer for details and information about GM's 24-month/40,000 km Powertrain Limited Warranty. For diesel engines this limited warranty is 36 months/80,000 kms. Powertrain Coverage is subject to a deductible per repair visit after the first 12-months/20,000 km.

Diesel Models. For '84, diesel-equipped Jimmys will be offered as models in the K-Jimmy lineup. From sound insulation to electrical system, they are factory-equipped to meet the special needs of diesel operation.

6.2 LITRE DIESEL ENGINE

Standard engine for all Jimmy diesel models is the 6.2 Litre V8. Rated at 130 SAE net horsepower, the 6.2 offers impressive performance and fuel economy. Another advantage is low maintenance—there are no points, spark plugs, coil, condenser or carburetor to adjust or replace. Oil and filter changes are recommended at 8,000 km intervals.

This rugged V8 power plant was developed specifically for truck use. It is naturally aspirated and features proven Ricardo Comet V precombustion chambers for fuel combustion efficiency and emissions control. Because of its high torque output, the 6.2 Litre diesel is a good choice for hauling heavy loads and towing trailers.

Other features include:

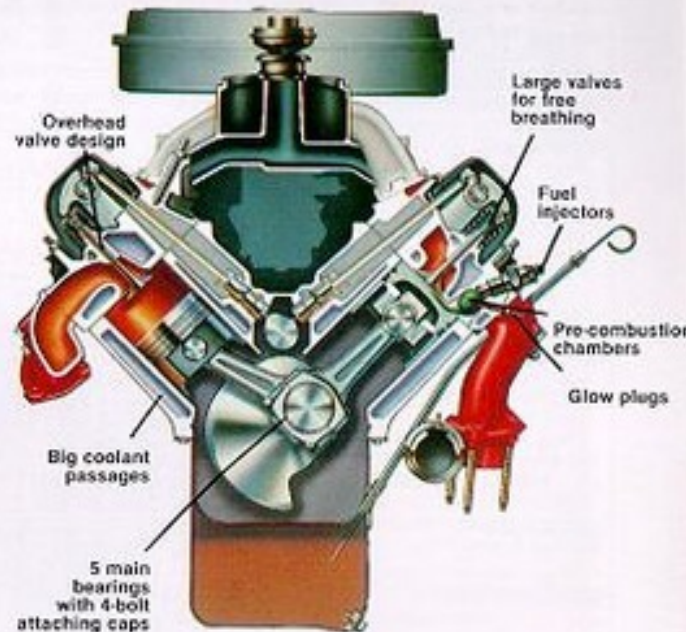
Glow Plug Starting. Each cylinder has a glow plug to pre-heat the combustion chamber for easy cold starting.

New Integral Fuel/Water Separator. Helps provide protection against water in fuel. Includes fuel filter, fuel heater, water-in-fuel and fuel filter change sensors with sending unit to warning light on instrument panel, and water drain capability.

Engine Block Heater. Helps make cold-weather starts easy.

DIESEL MODEL STANDARD EQUIPMENT

All Jimmy diesel models come with a 4-speed automatic overdrive transmission and hydraulic power brakes. Other standard features include a 66-amp generator, twin heavy-duty Freedom batteries, engine oil cooler, heavy-duty radiator, dual exhaust system, heavy-duty front springs, additional insulation for sound control, and special instrumentation.



Cutaway drawing of 6.2 Litre Diesel

5.0 LITRE GASOLINE ENGINE

The standard engine for all Jimmy gasoline models is the 5.0 Litre V8 with Electronic Spark Control (ESC). This high compression (9.2 to 1 ratio) V8 offers impressive horsepower, torque and fuel economy. ESC system helps control spark "knock".

A WORD ABOUT ENGINES

GMC K-Jimmys are equipped with GM-built engines produced by various divisions of General Motors Corporation and GM of Canada. See your GMC Truck dealer for details.

K-JIMMY ENGINES

DISPLACEMENT/TYPE	5.0 LITRE 4-BBL V8 ESC GAS	6.2 LITRE V8 DIESEL
ENGINE ORDERING CODE, MM	LE9	LH5
BORE & STROKE, MM (IN)	94.99x88.39 (3.74x3.48)	101.09x97.03 (3.98x3.82)
COMPRESSION RATIO	9.2 to 1	21.3 to 1
SAE NET HORSEPOWER @ RPM	160 @ 4400	130 @ 3600
SAE NET TORQUE (LBS/FT) @ RPM	235 @ 2000	240 @ 2000
SOURCE*	(1) (2)	(3)
VIN +	H	C

ESC = Electronic Spark Control

* Produced by GM: 1) Chevrolet Motor Division, USA; 2) GM of Canada; 3) Detroit Diesel Allison Division

+ The V.I.N. (Vehicle Identification Number) Engine Code is the eighth entry (letter or numeral) from the left on the vehicle serial number plate. The vehicle serial number plate is located on the top portion of the driver's side of the instrument panel and can be viewed from the exterior of the vehicle by looking through the windshield.

TRIM LEVEL		SIERRA (STD)	SIERRA CLASSIC (YES)
EXTERIOR APPEARANCE			
GRILLE/HEADLAMP BEZELS	Argent Painted Moulded Plastic	S	—
	Light/Dark Argent Painted Moulded Plastic	A(1)	S
IDENTIFICATION	Front Axle Hub: Bright with "4x4" Designation	S	S
	Front Fender: Bright "Sierra" Nameplate with GMC Designation	S	S
	Bright "6.2 Litre Diesel" Nameplate (diesel models)	S	S
	Grille: Integral GMC Letters	S	—
	Bright Applied GMC Letters	A(1)	S
	Bright Ornament with "6.2 Litre Diesel" Lettering (diesel models)	S	S
	Bright Ornament with GMC Letters (gas models)	A(2)	A(2)
	Rear Quarter Panels: Bright "Sierra Classic" Nameplate	—	S
	Tailgate: Bright GMC Letters	S	S
	Bright "Diesel 6.2L" Nameplate (diesel models)	S	S
ORNAMENTATION	Body Side/Rear Mouldings: Black Plastic with Bright Trim	A	—
	Bright Plastic with Black Trim	A(3)	—
	Custom Black Plastic with Bright Trim	A(3)(4)	—
	Deluxe Bright Plastic with Black Trim	A(3)(4)	S(4)
	Bright Grille & Headlamp Bezel Outline Mouldings	S	S
	Bright Front Side Marker & Tail Lamp Trim	—	S
	Bright Windshield & Removable Top Window Trim	—	S
	Bright, Brush-Finished Applique on Tailgate	—	S
PAINT (See how to Order Guide for details)	Cab Roof & Removable Top: Black or White, Depending Upon Main Body Colour	S	S
	Other Body/Sheet Metal Areas: Solid Colour	S	S
	Exterior Decor Package or Special Two-Tone	A	A
WHEELS/WHEEL TRIM	Bright Metal Hub Caps with GMC Letters	S	S
	Bright Metal Wheel Covers with GMC Letters	A	A
	Silver Painted Rally Wheels with "4x4" Designation on Rear Hubs	A	A
	White Painted Conventional Wheels (includes spare)	S	S
	White Painted Styled Wheels with "4x4" Designation on Rear Hubs	A	A
INTERIOR APPEARANCE			
FLOOR COVERING	Front Compartment: Embossed Black Rubber Mat	S	—
	Colour-Keyed Carpeting	A(5)	S
	Rear Compartment: Embossed Black Rubber Mat	S	S
	Colour-Keyed Carpeting (includes wheelhousings)	A(6)	A(6)
HEADLINER & MOULDINGS	Mystic-Coloured Cloth & Perimeter Retainer: Over Foam with Matching Windshield Pillar Garnish Mouldings	A	S
INSTRUMENT PANEL TRIM	Instrument Cluster Bezels: Black Crackle Finish & Bright Trim	S	—
	Pewter Tone Brushed Metal Finish & Bright Trim	—	S
	Instrument Panel Pad Applique: Black Crackle Finish with Sierra Nameplate	S	—
	Pewter Tone Brushed Metal Finish with Sierra Classic Nameplate	—	S
SEAT TRIM (See how to Order Guide for details)	Vinyl Trim: Custom Vinyl Trim (includes front compartment carpeting & console between front seats)	A	—
	Choice of Custom Vinyl or Custom Cloth Trim	—	S
SILL PLATES	Front Doors: Bright Metal, Full-Length	S	S
	Rear Compartment: Bright Metal, Front & Rear	S	S
SPARE TIRE COVER	Black Carpet	—	S
STEERING WHEEL TRIM	Black Horn Button with Red GMC Lettering	S	—
	Black Horn Button with Red GMC Lettering & Bright Trim	—	S
TRIM PANELS	Cowl Sides: Full Colour-Keyed Plastic (standard on diesel models)	—	S
	Partial Colour-Keyed Plastic (gasoline models only)	S	—
	Rear Sidewalls: Colour-Keyed Embossed Vinyl with Carpet Trim & Ashtrays	—	S
	Side Doors: Colour-Keyed Embossed Plastic with Integral Armrests	S	—
	Colour-Keyed Embossed Plastic with Integral Armrests, upper insert with Pewter Tone Brushed Metal Finish, Cloth Insert in Armrest Area, Lower Carpeted Area with Map Pocket & Bright Trim, & Door Closing Assist Straps	—	S
COMFORT/CONVENIENCE/PROTECTION			
BUMPERS	Chromed Front & Rear	S	S
	Deluxe Chromed Front & Rear (includes black rubber hub strips)	A	A

TRIM LEVEL		SIERRA (STD)	SIERRA CLASSIC (YES)
COMFORT/CONVENIENCE/PROTECTION (cont'd)			
COAT HOOKS	Two on Left Hand Side	S	S
EXTERIOR LAMPS	Headlamps: LH/RH Dual Rectangular Conventional Type	A(1)	S
	LH/RH In-Beam Halogen-Type (requires dual lamp set-up)	A	A
	LH/RH Single Rectangular Conventional-Type	S	—
	Warning Buzzer	A	A
	Other: As Required by Governmental Regulation	S	S
FLOOR MATS	Colour-Keyed Rubber, Front Only (requires floor carpeting)	A	A
GLASS	Deep-Tinted Glass For Handtop Side Windows	A	A
	Deep-Tinted Glass For Handtop Side Windows & Tailgate Window	A	A
	Sliding Side Window Glass For Handtop	A	A
	Tinted Glass All-Around	S	S
GUARDS	Bright Door Edge	A	A
	Chromed Front Bumper (not available with Deluxe bumpers)	A	A
HEATING/COOLING	Air Conditioning, Front: Outside Air Type	A	A
	Cold Climate Package (gasoline models)	A	A
	Flow-Through Power Ventilation	S	S
	Heater/Deluge, Heavy-Duty Outside Air Type (diesel models)	A	A
	Heater/Deluge, Outside Air Type	S	S
HOOD LOCK RELEASE	On Left Hand Side Under Instrument Panel	S	S
HORN	Single Electric (Low-Tone)	S	—
	Dual Electric (High/Low-Tone)	—	S
INSTRUMENT CLUSTER	Gauge-Type with Voltmeter, Oil Pressure & Engine Temperature Gauges	A	S
	Quartz-Type Electric Clock (includes gauge-type cluster on Sierra)	A	A
	Warning Light Type with Generator/Oil Press./Engine Temp. Lights	S	—
INSTRUMENT PANEL	Control Top-Out Ashtray	S	S
	Cigarette Lighter with Ashtray Illumination	A	S
	Colour-Keyed Energy-Absorbing Pad	S	S
	Right Hand Storage Compartment with Latch	S	S
INTERIOR LAMPS	Dome: Front & Rear with Door-Operated Switches	S	S
	Map (under instrument panel at centre)	S	S
MIRRORS	Dual Chromed Exterior, Conventional Type	S	S
	Dual Painted or Stainless Steel Exterior, Below Eyeline Type	A	A
	Interior Rearview, Prismatic Type	S	S
	Interior Right Hand View	—	S
POWER EQUIPMENT	Electric Front Door Locks/windows (d)	A	A
	Electric Tailgate Window	A	A
RADIOS/ANTENNAS	AM, AM/FM, AM/FM Stereo, & AM/FM Stereo with Cassette Tape	A	A
	Windshield Antenna (included with optional radios)	A	A
SEATS/SEAT BELTS	Full-Foam Driver & Passenger High-Back Bucket Seats with Retractable Lap & Shoulder Belts	S	S
	Full-Foam 3-Passenger Folding Removable Bench-Type Rear Seat with Integral Armrests, Outboard Retractable Lap Belts, & Manual Centre Lap Belt (includes ashtrays on rear compartment sidewalls on Sierra models; already included on Sierra Classic models)	A	A
SPARE WHEEL/TIRE CARRIER	Inside on Right Hand Side Wall Behind Wheelhousing	S	S
STEERING WHEEL/COLUMN	Black Energy-Absorbing Column with Anti-Theft Locking	S	S
	Hazard Warning & Multi-Function Switches on Column	S	S
	Ignition Lock with Warning Buzzer on Column	S	S
	Two-Spoke Soft Black Plastic Wheel, Conventional Type	A	A
	Two-Spoke Soft Black Plastic Wheel, Conventional Type	S	S
STORAGE CONSOLE	Colour-Keyed Moulded Plastic with Storage/Beverage Pockets & Latched Cover (cover can be folded rearward to provide tray for rear seat occupants)	A(3)	S
SUNSHADES	Colour-Keyed Paired LH/RH	S	S
TOOLS	Mechanical Jack & Wheel Wrench	S	S
WINDSHIELD WIPERS/WASHERS	Electric, Two-Speed Wipers, Dual Drive Washers	S	S
	Electric, Two-Speed Wipers with Intermittent Wipe Feature, Dual Drive Washers	A	A
OTHER EQUIPMENT (See how to Order Guide for details.)			

- S - Standard A - Available
 1 - Part of optional Deluxe Front Appearance package.
 2 - Part of optional Exterior Decor package.
 3 - Includes bright side marker and tail lamp trim.
 4 - Includes bright wheel opening mouldings.

- 5 - Part of optional Custom Vinyl seat trim.
 6 - Part of optional Folding Rear Seat (requires front compartment carpeting on Sierra models).
 7 - Part of optional Interior Headliner.
 8 - Available separately or together in Operating Convenience Package.

AVAILABLE ACCESSORIES

There are many items you can add to your Jimmy to suit your personal tastes and needs. Choose from a wide range of available options, including dress-up paint and trim packages, air conditioning, bright wheel covers and much more.

To give you an idea of how you can personalize your Jimmy, we've pictured some of the available comfort, convenience and appearance equipment on this page.

1 Comfortilt steering wheel 2 Delco radios: AM, AM/FM (shown), AM/FM stereo with cassette tape player 3 Air conditioning 4 Quartz electric clock 5 Electronic-type

automatic speed control 6 Electric tailgate window 7 Stainless-steel below-eyeline outside rearview mirrors 8 Halogen hi-beam headlamps (lower units) 9 Power door locks and/or power windows 10 Chromed front bumper guards 11 Sliding side window glass 12 Rally wheels — Ask your GMC Dealer about options not listed here.

A WORD ABOUT ASSEMBLY, COMPONENTS, AND OPTIONAL EQUIPMENT IN THESE VEHICLES


The GMC Series K-1500 Jimmys described in this brochure are assembled at various Divisions of General Motors Corporation. These vehicles incorporate thousands of different components produced by General Motors of Canada Limited and related companies and their suppliers. From time to time during the manufacturing process, it may be necessary, in order to meet public demand for particular vehicles or equipment, or to meet federally mandated emission and safety requirements or fuel economy guidelines, or for other reasons, to produce vehicles with different components or differently sourced components than initially scheduled. All such components have been approved for use in our products by General Motors of Canada Limited or related companies and will provide the quality performance associated with our name.

Please note that certain optional equipment can be ordered only in conjunction with other optional equipment.

Also, upgrading from specified standard equipment may be necessary when certain optional equipment is ordered. Ask your sales representative for details.

With respect to extra-cost optional equipment, make certain you specify the type of equipment you desire on your vehicle when ordering it from your dealer. Some options may be unavailable when your truck is built. Your dealer receives advice regarding the current availability of options. You may ask the dealer for this information. GM also requests the dealer to advise you if an option you ordered is unavailable. We suggest that you verify that your truck includes the optional equipment you ordered or, if there are changes, that they are acceptable to you.

These vehicles are also available under the Chevrolet nameplate (Series K10 Blazer).



TECHNICAL INFORMATION

MODEL TYPE		GASOLINE ENGINE		DIESEL ENGINE	
SERIES		K-1500 (4-WD)			
GVWR RANGE, KGS (LBS)		2767 (6100)	2767-2835 (6100-6250)		
PAYLOAD RANGE, KGS (LBS)		821 (1810)	848-716 (1879-1579)		
ENGINE, LITRE/TYPE		5.0 V6/ESC		6.2 V6	
FRONT SUSPENSION		Type: Hypoid Driving Axle, Leaf Springs			
Capacity, Kgs (Lbs)		1633 (3600)			
FRONT SPRINGS — CAPACITY (EA), KGS (LBS)		Std	748 (1650)	Avail	839 (1850)
		Std	1021 (2250)	Avail	1021 (2250)
FRONT STABILIZER BAR DIAMETER, MM (IN)		32 (1.25)			
REAR SUSPENSION		Axle Type: Semifloating, Two-Stage Leaf Springs			
Axle Capacity, Kgs (Lbs)		1791 (3950)			
REAR SPRINGS — CAPACITY (EA), KGS (LBS)		Std	851 (1875)	—	
		Avail	—	—	
REAR AXLE RATIO		Std	2.73	Avail	3.08
		Avail	3.08, 3.73†	Avail	3.42, 3.73†
SHOCK ABSORBERS, MM (IN)		Std	25 (1.00)		
		Avail	32 (1.25) (available when F60 front springs are specified)		
BRAKES, DISC/DRUM		Vacuum Power		Hydraulic Power	
STEERING		Power			
TRANSMISSION		Std	4-Speed Manual		
		Avail	4-Speed Automatic OD		
TRANSFER CASE		Part-time			
TIRES, RADIAL PLY		Std	P215/75R-15*		
		Avail	Larger Size Tubeless †		
FUEL TANK CAPACITY, LITRES (GALS)		Std	94 (20.8)	Avail	103 (22.5)
		Avail	117 (25.4)	Avail	121 (26.7)
BATTERY, CCA		Std	405	Dual 350	
		Avail	515	—	
GENERATOR, AMPS		Std	37	66	
		Avail	66	—	

ESC = Electronic Spark Control
OD = Overdrive
CCA = Cold Cranking Amps

*10R15-LT/B required for diesel 2835-kg (6250-lb) GVWR
†Except for diesel 2835-kg (6250-lb) GVWR
‡Requires 282 Trailering Special Equipment

DIMENSIONS

	MM	IN
1	858.5	(33.8)
2	2705.1	(106.5)
3	4093.9	(164.8)
4	1874.5	(73.8)
5	815.3	(32.1)
6	2021.8	(79.6)



EXTERIOR COLOURS



PAINT SCHEMES

Standard Solid Colours. Jimmy offers a selection of 10 standard solid-colour paint schemes, and four of them are new for 1984. For added distinction, choose from one of the following available paint and trim treatments:

Special Two-Tone Scheme. Includes body side and rear mouldings, bright wheel-opening mouldings, bright side marker and tail lamp trim on Sierra models. Accent colour is applied below mouldings.

Exterior Decor Package. Choose from 10 two-tone colour combinations. Includes mouldings and lamp trim in special two-tone scheme, plus dual-tone decal striping on body sides and across the rear of the vehicle. Accent colour is applied on body sides and rear between striping and mouldings. This package includes a stand-up hood emblem on gasoline models.

Hardtop Roof Colours. The removable hardtop roof may be ordered in Black or White when standard solid-colour paint is specified (cab roof is painted to match). With available paint schemes, hardtop colour depends on the scheme selected.



Available Special Two-Tone with Black Top



Available Special Two-Tone with White Top



Available Exterior Decor Package

OTHER DIMENSIONS (mm/in)

Rear Overhang	1130.3 (44.5)
Front Tread	1678.9 (66.1)
Rear Tread	1600.2 (63.0)
Ground Clearance, Minimum	117.8 (4.6)
Angle of Approach	27°
Ramp Breakover Angle	22°
Angle of Departure	26°
Load Area Width — At Tailgate Opening	1951.0 (76.8)
— At Floor	1828.8 (71.9)
— Between Wheelhousings	1270.8 (50.0)
Load Area Height	1079.5 (42.5)

GMC Canada
Trucks are what we're all about.

All illustrations and specifications contained in this catalogue are based on the latest product information available at time of publication approval. The right is reserved to make changes at any time, without notice, in prices, colours, materials, equipment, specifications and models, and to discontinue models. Some of the equipment shown or described throughout this catalogue is available at extra cost. Check with your dealer for complete information.

BUCKLE UP!